

Picking and Percussive Jam

April 20, 2019



Welcome/Introductions

- 1) Surfin USA
- 2) Don't Be Cruel
- 3) Brown Eyed Girl
- 4) Can't Help Falling In Love With You
- 5) Down On The Corner
- 6) Lodi
- 7) King of the Road
- 8) The Lion Sleeps Tonight
- 9) My Girl



***** Take A Break/Connect/Refreshments*****

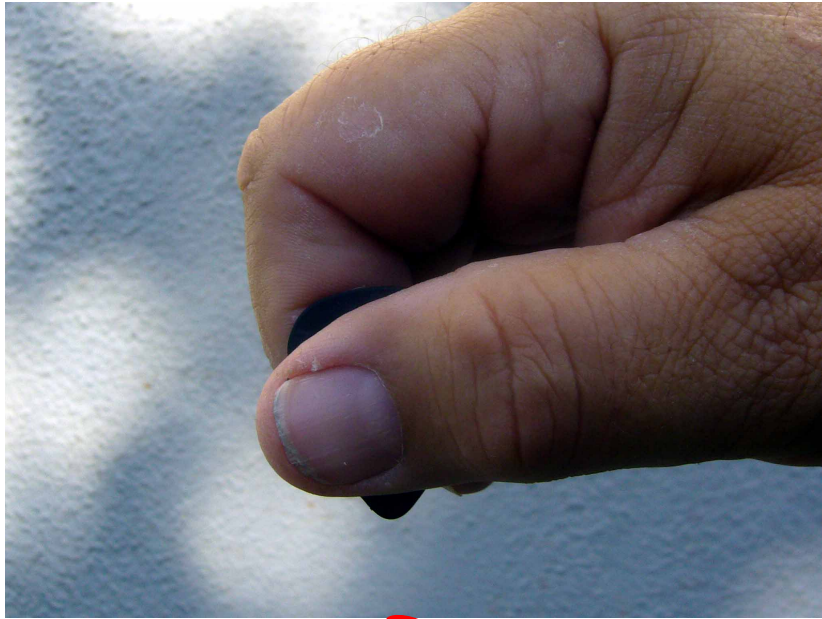
- 10) Under The Boardwalk
- 11) Will You Still Love Me Tomorrow
- 11) Save the Last Dance For Me
- 11) Leaving on a Jet Plane
- 12) Fly Me To The Moon
- 13) Autumn Leaves
- 14) I'm a Believer
- 11) Happy Trails/Aloha Oe



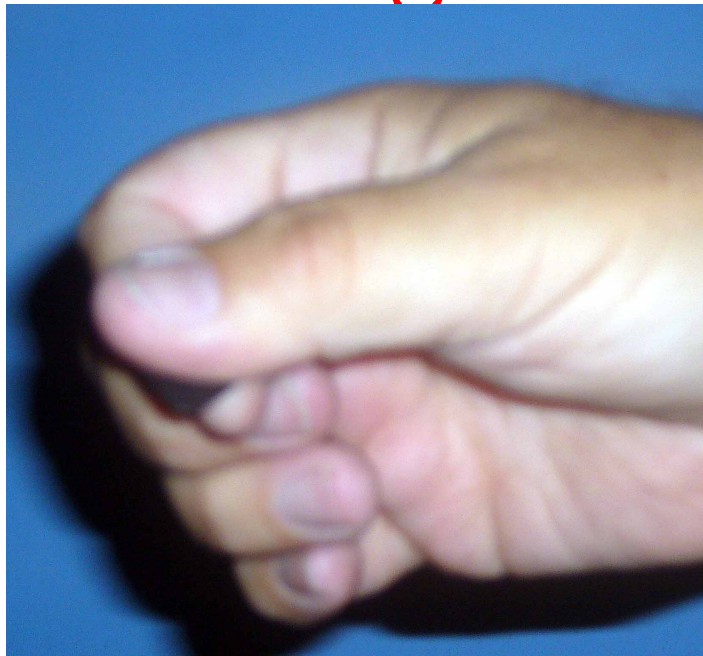
Here are some hints which will help out your pick-style playing considerably.

- Hold your pick between your right hand thumb and the left side of your index finger tip, keeping your thumb perfectly straight so that it is tension free. The other fingers should be curved and relaxed
- The pick should be held loosely enough that there is a little give and take when you strike a string. This way you won't feel like you're digging in or dragging across the string.
- The pick should strike each string perpendicularly or straight on, as opposed to striking the string at an angle. You will get a fuller sounding note this way.
- Also, only the tip part of the pick needs to strike the string. There is no need to dig your pick down between the strings. This creates too much resistance.
- When you use a pick, your up and down picking motions come from your hand, wrist and forearm at the exact same time. They move as 1 unit in a rotary motion and your wrist stays perfectly straight.
- Keep your middle, ring, and little fingers loosely held back in the palm of your hand - don't give in to the temptation of resting your little finger on the pick guard or the face of your guitar. This will only serve to glue you into 1 position and will cut down on your mobility and freedom of motion.
- At all times your hand should feel and be relaxed. If it is not then you play either slower than you can or rhythmically stiff sounding.


A picture to demonstrate



Here is the overall. See how little of the tip is out!!



How the pick is on the thumb




Should give you a good idea on how to hold it.

- Make sure that just the tip is out.
- These pictures show the basic idea. I suggest even less out than the pictures are showing. In taking the photos, I found that if I held as little of the pick out as I usually do, that it could barely be seen.
- Strum
- You should pivot at the wrist.
- Only go a little beyond the strings when strumming.
- Start with all down strum (1/4 notes).
- Then add in up strokes between the down strokes (1/8th notes).


Basic Strums

Frank Markovich



Basic Strums

Frank Markovich



Start with alternate down up as 1/8th notes. Keep the wrist loose for all of these. The hand goes down up and only misses where the rests are (looks like a 7). Will do each measure a number of times until you get it. Apply to the following songs.

In Ukulele terms measure 1 is D U D U
D U D U measure 2 is
D D U D U D U
Measure 3 is D D U U D U

SURFIN' U.S.A. Strum: 1/8th note all down – D, D, D, D, D, D, D, D

C G7 Tacit C
If ev'rybody had an | ocean, | across the U.S. | A.

C Tacit G7 Tacit C
Then ev'rybody'd be | surfin' | like Californi- | a

C Tacit F Tacit C
You'd see them wearin' their | baggies, | huarachi sandals | too

C Tacit G7 F Tacit C
A bushy bushy blond | hairdo, | surfin' U.S. | A.

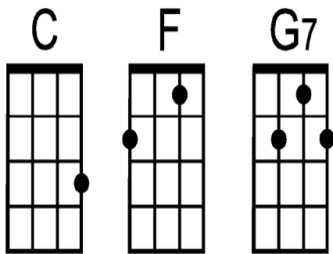
C G7 C
You'll catch 'em surfin' at | Del Mar, | Ventura County | Line

C G7 C
Santa Cruz and Tressels, | Australia's Nara- | bine

C F C
All over | Manhattan | and down Doheny | Way

C G7 F C
Ev'rybody's gone | surfin' | surfin' U.S. | A.

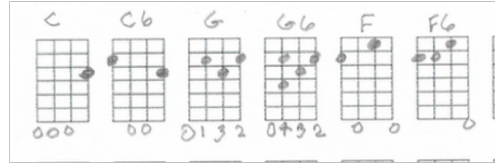
Will add in Tacits the first section. Play the chord for 1 measure then strum only one beat in the second measure and stop the sound. Then after you master that do the same thing but on beats 2, 3 and 4 in the 2nd measure tap the top of the ukulele.



Introduction:

$\text{♩} = 120$

One option is to play 1 beat of C to 1 beat C6 – 2 times per measure. Then the same idea for G7 but play a G to G6, lastly for F play F to F6 one beat each.



C Tuning
 ① = A ③ = C
 ② = E ④ = G
 ♩ = 120

Below is a blues backup for the Chords - Optional

C/G

ukc.

C	C	C6	C6	C	C	C6	C6	G	G	G6	G6	G	G	G6	G6	F	F	F6	F6	F	F	F6	F6
3	3	3	3	3	3	3	3	2	2	2	2	2	2	2	2	0	0	0	0	0	0	0	0
0	0	0	0	0	0	0	0	3	3	3	3	3	3	3	3	1	1	1	1	1	1	1	1
0	0	0	0	0	0	0	0	2	2	4	4	2	2	4	4	0	0	2	2	0	0	2	2
0	0	2	2	0	0	2	2	0	0	0	0	0	0	0	0	2	2	2	2	2	2	2	2

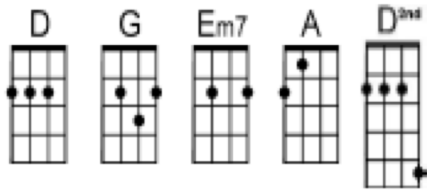
4 5

This can take some time to get used to it. I suggest that you do one chord at a time – learn what to do with the C chord then the G chord and lastly the F chord.

This will also be covered when I teach the Blues get together. That will be in November.

Don't Be Cruel

by Otis Blackwell (1956)



Intro: D . . . | | |

. | D | | | |
 You know I can be found, sittin' home all a-lone
 (bop) (bop) (bop-bop) (bop) (bop) (bop-bop)

| G | | D | |
 If you can't come a-round, at least please tel-e- phone.
 (bop) (bop) (bop bop) (bop) (bop) (bop-

. | Em7 . . . | A . . . | D . . . | |
 Don't be cruel_____ to a heart that's true_____
 bop) (ahh_____ ahh_____ ahh_____)

D | | | |
 Baby, if I made you mad, for something I might have said,
 (bop) (bop) (bop-bop) (bop) (bop) (bop-bop)

G | | D | |
 Please for—get my past, the future looks bright a—head.
 (bop) (bop) (bop-bop) (bop) (bop) (bop-

. | Em7 . . . | A . . . | D . . . | |
 Don't be cruel_____ to a heart that's true_____
 bop) (ahh_____ ahh_____ ahh_____)

Bridge 1:

. | G . . . | A . . . | G . . . | A . . . | D . . . | |
 I don't want no o—ther love— Ba-by, it's just you I'm— thinkin' of. (hmmm)
 (ahh_____ ahh_____ ahh_____ ahh_____)

D | | | |
 Don't stop think-in' of me, don't make me feel this way.
 (bop) (bop) (bop-bop) (bop) (bop) (bop-bop)

| G | | D | |
 C'mon over here and love me, you know what I want you to say.
 (bop) (bop) (bop-bop) (bop) (bop) (bop-

. | Em7 . . . | A . . . | D . . . | |
 Don't be cruel_____ to a heart that's true_____
 bop) (ahh_____ ahh_____ ahh_____)

Strum: D D D D Accent beats 2 and 4.

Count 1 2 3 4

Strum: D DU UDU

Count 1 2(&3)& 4 &

Brown Eyed Girl

G *C G* *D G* *C*
||: Hey, where did we | go | days when the rains | cam e. | Down in the | hollow |

G *D G* *C* *G*
playin' a new | gam e. | Laughin' and a | runnin', hey, hey, | Skippin' and a

D G *C* *G D* *C*
a | jum pin, | In the m isty m orn | ing fog with | our | hearts a thum pin' and | you,

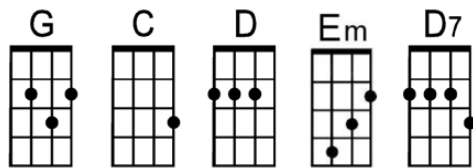
D *G Em C* *D* *G*
My Brown Eyed Girl, | | | You're m y | Brown Eyed Girl. | |

D
| Do you rem em - | ber when | we used to sing

G *C G* *D G* *C*
| Sha la la la | la la la la | la la la te da. | | Sha la la la | la la la la

G *D*
| la la la te da. | la te da.:||

G *C* *G* *D G*
||: Sha la la la | la la la la | la la la te da. | :|| ||



Intro: chords and riff: play twice

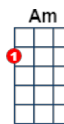
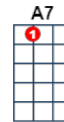
G . . . | *C* . . . | *G* . . . | *D* . . . |
A—2—3—5—3—2—7—9—10—9—7—2—3—5—3—2—0—0—
E—3—5—7—5—3—8—10—12—10—8—3—5—7—5—3—2—2—3—2—

Can't Help Falling In Love With You

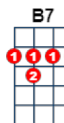
artist:Elvis Presley , writer:Hugo Peretti, Luigi Creatore and George David Weiss

<https://www.youtube.com/watch?v=uqv5b0UjR4g> Capo 2

[C] Wise [Em] men [Am] say only [F] fools [C] rush [G] in
But [F] I [G] can't [Am] help [F] falling in [C] love [G] with [C] you
[C] Shall [Em] I [Am] stay, would it [F] be [C] a [G] sin?
If [F] I [G] can't [Am] help [F] falling in [C] love [G] with [C] you



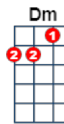
[Em] Like a river [B7] flows [Em] surely to the [B7] sea
[Em] Darling so it [B7] goes
[Em] Some things [A7] are meant to [Dm] be [G]



[C] Take [Em] my [Am] hand, take my [F] whole [C] life [G] too For
[F] I [G] can't [Am] help [F] falling in [C] love [G] with [C] you



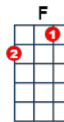
[Em] Like a river [B7] flows [Em] surely to the [B7] sea
[Em] Darling so it [B7] goes
[Em] Some things [A7] are meant to [Dm] be [G]



[C] Take [Em] my [Am] hand, take my [F] whole [C] life [G] too For
[F] I [G] can't [Am] help [F] falling in [C] love [G] with [C] you For
[F] I [G] can't [Am] help [F] falling in [C] love [G] with [C] you



This song is in 6/8 so 6 beats or counts per measure.
Strum: D D D D D D
Count 1 2 3 4 5 6 Accent beats 1 and 4

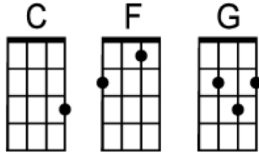


Strum: D D U U D U
 Count 1 2(&3)& 4 &

Same strum as Brown Eyed Girl

Down on the Corner

by John Fogarty (Creedence Clearwater Revival - 1969)



Intro: C . . . | G . C . | C . . . | G . C . | F . . . | C . . . | . . . | G . C . |
 A
 E
 C-0-0-0-0-0-0-0-0-0-0-0-1-1-1-0-3-3-
 Low G-2-0-2-0-0-4-2-0-2-0-0-4-2-0-2-0-0-2-0-2-0-0-2-0-2-0-0-4-2-0-2-0-0-4

C . . . | G . C . |
 Early in the evenin' just around supper time
 . . . | G . C . |
 Over at the courthouse they're starting to un-wind
 F . . . | C . . . |
 Four kids on the corner trying to bring you up
 . . . | G . C . |
 Willy picks a tune out— and he blows it on the harp

Chorus: F . C . | G . C
 Down on the corner out in— the street
 . . | F . C . | G . C . |
 Willy and the Poorboys are playin'. Bring a nickel, tap your feet

C . . . | G . C . |
 Rooster hits the washboard and people just gotta smile
 . . | G . C . |
 Blinky thumps the gut bass and solos for a while
 F . . . | C . . . |
 Poorboy twangs the rhythm out on his Kalama-zoo.
 | . . . | G . C . |
 And Willy goes in to a dance and doubles on ka-zoo.

Chorus: F . C . | G . C
 Down on the corner, out in the street
 . . | F . C . | G . C . |
 Willy and the Poorboys are playin'. Bring a nickel, tap your feet.

Lodi

artist:Creedence Clearwater Revival , writer:John Fogerty

Creedence Clearwater Revival: <https://www.youtube.com/watch?v=yA7iGxV6rt4> (Buit in Bb - sorry)

Intro .. [C] [F] [C]

[C] It was just about a year ago,
I [F] set out on the [C] road
Seeking my [Em] fame and [Am] fortune,
[Dm] looking for a pot of [G] gold
Well [C] things got [Em] bad and [Am] things got worse
I [F] guess you know the [C] tune
Oh Lord, I'm [G] stuck in Lodi a[F]gain [C]

I rode in on the greyhound, but I'll be [F]walking out if I [C] go
I was just [Em] passing [Am] through,
must be [Dm] seven months or [G] more
I [C] ran out of [Em] time and [Am] money,
[F] looks like they took my [C] friends
Oh Lord, I'm [G] stuck in Lodi ag[F]ain [C]

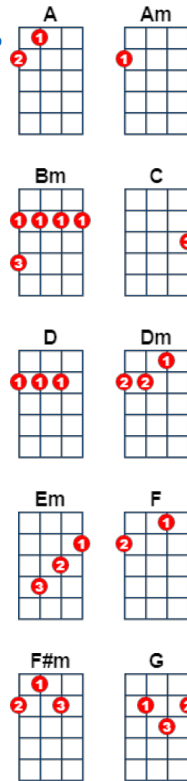
The man from the magazine, said [F] I was on my [C] way
Somewhere I [Em] lost con[Am]nections,
I [Dm] ran out of songs to [G] play
I [C] came into [Em] town, a [Am] one night stand
[F] Looks like my plans fell [C] through
Oh Lord, I'm [G] stuck in Lodi ag[F]ain [C]

KEY CHANGE . [G] [D] [A] [D]

[D] (Mmmmmmmmm)
[D] If only I had a dollar, for [G] every song I've [D] sung
Every [F#m] time I [Bm] had to play,
while [Em] people sat there [A] drunk
You [D] know I'd [F#m] catch the [Bm] next train,
[G] back to where I [D] live
[D] Oh Lord, I'm [A] stuck in Lodi ag[G]ain
[D] Oh Lord, I'm [A] stuck in Lodi ag[G]ain [D] [G]

Strum: D D U D U D U

Count 1 2 & 3 & 4 &



King of the Road [C]

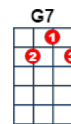
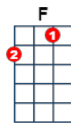
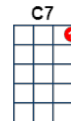
artist:Roger Miller , writer:Roger Miller

Roger Miller - <https://www.youtube.com/watch?v=WrhAC0dFis0>

11/09/2018

[C] Trailer for [F] sale or rent, [G7]
Rooms to let [C] fifty cents. No phone,
no [F] pool, no pets.
I [G7] ain't got no cigarettes
Ah, but.. [C] two hours of [F] pushin' broom Buys
an [G7] eight by twelve [C] four-bit room I'm a
[C7] man of [F] means by no means [G7] King of
the [C] road.

But in E



[C] Third boxcar, [F] midnight train, [G7]
Destination [C] Bangor, Maine. Old worn
out [F] suits and shoes,
I [G7] don't pay no union dues,
I smoke [C] old stogies [F] I have found [G7]
Short, but not too [C] big around
I'm a [C7] man of [F] means by no means [G7]
King of the [C] road.

I know [C] every engineer on [F] every train
[G7] All of their children, and [C] all of their names
And [C] every handout in [F] every town
And [G7] every lock that ain't locked when no one's around.

I sing,.....[C] Trailer for [F] sale or rent, [G7]
Rooms to let [C] fifty cents.
No phone, no [F] pool, no pets I [G7]
ain't got no cigarettes
Ah, but.. [C] two hours of [F] pushin' broom Buys
an [G7] eight by twelve [C] four-bit room I'm a
[C7] man of [F] means by no means

[G7] King of the [C] road (x 3)

Strum: D D D D Accent beats 2 and 4. Same as Don't Be Cruel
Count 1 2 3 4

Lion Sleeps Tonight, The

artist:The Tokens , writer:Solomon Linda

11/09/

The Tokens: <https://www.youtube.com/watch?v=8E8xMcXmI9E> Capo 5

Intro: [G] [C] [G] [D]

[G] In the jungle, the [C] mighty jungle, The
[G] lion sleeps [D] tonight.
[G] In the village, the [C] peaceful village, The
[G] people sleep [D] tonight.

Chorus

a [G] weem away, aweem away, a [C] weem away, aweem away, a
[G] weem away, aweem away, a [D] weem away, aweem away a [G]
weem away, aweem away, a [C] weem away, aweem away, a [G]
weem away, aweem away, a [D] weem away, aweem away

[G] Near the village the [C] peaceful village The
[G] lion sleeps [D] tonight
[G] Near the village the [C] quiet village The
[G] lion sleeps [D] tonight

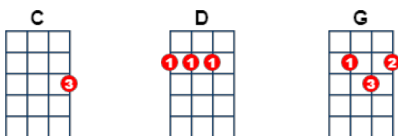
Chorus

[G] Hush my darling don't [C] fear my darling The
[G] lion sleeps [D] tonight
[G] Hush my darling don't [C] fear my darling The
[G] lion sleeps [D] tonight

Chorus

Strum: D D U U D U

Count 1 2(&3)& 4 &



My Girl

Strum: D DU UDU

Count 1 2(&3)& 4 &

xA|-----3-|-----3-|-----3-5---|-----3-5---|
 xE|-----0-----|-----0-----|-1-----1-|-1-----1-|
 xC|-0-2-----| -0-2-----|-----|-----|
 xG|-----0-2---|-----0-2---|---0-2-----|---0-2-----|

Verse:

I've got C sunshine F on a cloudy C day F
 And when it's C cold outside, F I've got the month of C May F

Chorus:


C Dm F G
 I guess you say,
C Dm F G
 What can make me feel this way?
C
 My girl...
F G7
 Talkin' 'bout my girl

Verse:

I've got C so much F honey the birds envy C me F
F C F C
 I've got a sweeter song baby than the birds in the trees

Chorus:

C Dm F G
 I guess you say,
C Dm F G
 What can make me feel this way?
C
 My girl...
F G7
 Talkin' 'bout my girl



We may only play up to the interlude tonight – song goes onto a 2nd page.

Break -

- Be sure to get up and stretch.
- Please put money in the donation box. This pays for the Meetup app that we use and other expenses.
- Have some refreshments – These are given to us by the Belmont Library. Be sure to thank them!
- The team organizing and leading needs more help – if you are able to help at all please talk to any of the leaders!

Strum: D D U U D U

Count 1 2(&3)& 4 &

Next few songs use the same strum – this should help you get it down.

11/09/2018

Under the Boardwalk

artist: The Drifters , writer: Kenny Young and Arthur Resnick

The Drifters: <https://www.youtube.com/watch?v=EPEqRMVnZNU>

(G) Intro : [C] [G7] [C] (last line of verse)

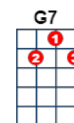
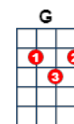
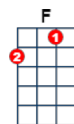
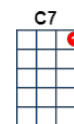
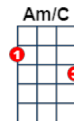
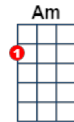
[C] Oh when the sun beats down
And burns the tar up on the [G7] roof
And your shoes get so hot
You wish your tired feet were fire [C] proof [C7]
Under the [F] boardwalk down by the [C] sea [Am/C] yeah
On a [C] blanket with my baby [G7] is where I'll [C] be (STOP)

Chorus:

Under the [Am] boardwalk - (out of the sun)
Under the [G] boardwalk - (we'll be havin some fun)
Under the [Am] boardwalk - (people walking above)
Under the [G] boardwalk - (we'll be falling in love)
Under the [Am] boardwalk.. [Am/C] boardwalk

[NC] From the [C] park you hear the happy sound of a carou
[G7]sel You can almost taste the hot dogs and French fries they
[C] sell [C7] Under the [F] boardwalk down by the [C] sea [Am/C]
yeah
On a [C] blanket with my baby [G7] is where ='ll [C] be (STOP)

Chorus



Will You Still Love Me Tomorrow

artist:Carole King , writer:Gerry Goffin and Carole King

11/09/2018

[Gerry Goffin and Carole King -
https://www.youtube.com/watch?
v=J8dWnU5INFw](https://www.youtube.com/watch?v=J8dWnU5INFw)

Strum: D D U U D U
Count 1 2(&3)& 4 &

INTRO:[F] [G] [C]

[C] Tonight you're [Am] mine com-[F]plete-[G]ly
[C] To give your [Am] love so [Dm]
sweet-[G]ly To-[E7]night the light of
[Am] love is in your eyes
[F] But will you [G] love me to-[C]morrow

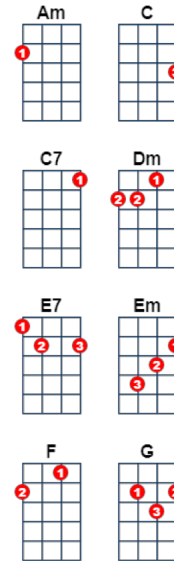
[C] Is this a [Am] lasting [F] trea-[G]sure
[C] Or just a [Am] moment's [Dm] plea-[G]sure
? Can [E7] I believe the [Am] magic of your
sighs ?

[F] Will you still [G] love me to-[C]morrow

[F] Tonight with words [Em] unspoken
[F] You said that I'm the only [C] one
[F] But will my heart be [Em] broken
When the [F] night meets the [Dm] morning [F] sun
[G]

[C] I'd like to [Am] know that [F] your [G] love
[C] Is a love I [Am] can be [Dm] sure [G]of
So [E7] tell me now and [Am] I won't ask again
[F] Will you still [G] love me to-[C]morrow [C7]

[F] ...Will you still [G] love me to-[C]morrow
[F] ...Will you still [G] love me to-[C]morrow



Save the Last Dance For Me

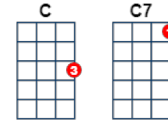
Strum: D D U U D U
 Count 1 2(&3)& 4 &

artist:Emmylou Harris , writer:Doc Pomus and Mort Shuman

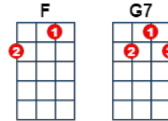
Doc Pomus and Mort Shuman, Emmylou Harris
<https://www.youtube.com/watch?v=YleMkfHBodI> (but in Bb)

11/09/2018

You can [C] dance .. every dance with the guy
 Who gave you the eye, let him [G7] hold you
 tight. You can [G7] smile .. every smile for the
 man
 Who held your hand `neath the [C] pale moonlight



Chorus (with 'Ahhhhhh' in background after F ?)
 But [G7] don't [C7] for - [F] get who's taking you
 home and in whose arms you're [C] gonna be
 So [G7] darlin', save the last dance for [C] me



Oh I [C] know ('Oh I know') that the music's fine
 like sparkling wine, go and [G7] have your fun ('Yes I know, Oh I know')
 Laugh and [G7] sing, but while we're apart, don't give your heart to [C]
 anyone

Chorus (using 'Cause don't forget)

Baby, don't you know I [G7] love you so? Can't you feel it when we [C]
 touch? I will never, never [G7] let you go I love you, oh, so
 [C] much

You can [C] dance ('You can dance'), go and carry on
 Till the night is gone and it's [G7] time to go ('You can
 dance,') If he [G7] asks .. if you're all alone,
 Can he take you home, you must [C] tell him "no"

Chorus (using 'Cause don't forget) (x2)

[G7] Darlin', save the last dance for [C] me (x2)

Leaving on a Jet Plane [C]

Strum: D DU UDU

artist: Peter Paul and Mary , writer: John Denver Count 1 2(&3)& 4 &

Peter Paul and Mary - <https://www.youtube.com/watch?v=zzVdEyHicz8> But in A

From: Richard G's Ukulele Songbook www.scorpexuke.com.htm

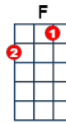
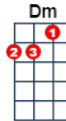
11/09/018

All my [C] bags are packed I'm [F] ready to go I'm [C]
standing here out[F]side your door
I [C] hate to wake you [Dm] up to say good[G7]bye But the [C]
dawn is breakin' it's [F] early morn
The [C] taxi's waitin' he's [F] blowin' his horn Al[C]ready I'm
so [Dm] lonesome I could [G7] cry

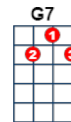


Chorus:

So [C] kiss me and [F] smile for me
[C] Tell me that you'll [F] wait for me
[C] Hold me like you'll [Dm] never let me [G7] go I'm [C]
leavin' [F] on a jet plane
[C] Don't know when [F] I'll be back again
[C] Oh [Dm] babe I hate to [G7] go



There's so [C] many times I've [F] let you down
[C] So many times I've [F] played around
[C] I tell you now [Dm] they don't mean a [G7] thing Ev'ry [C]
place I go I'll [F] think of you
Ev'ry [C] song I sing I'll [F] sing for you
When [C] I come back I'll [Dm] wear your wedding [G7] ring



Chorus

[C] Now the time has [F] come to leave you
[C] One more time [F] let me kiss you
Then [C] close your eyes, [Dm] I'll be on my [G7] way
[C] Dream about the [F] days to come When [C] I
won't have to [F] leave alone
[C] About the times [Dm] I won't have to [G7] say

Chorus

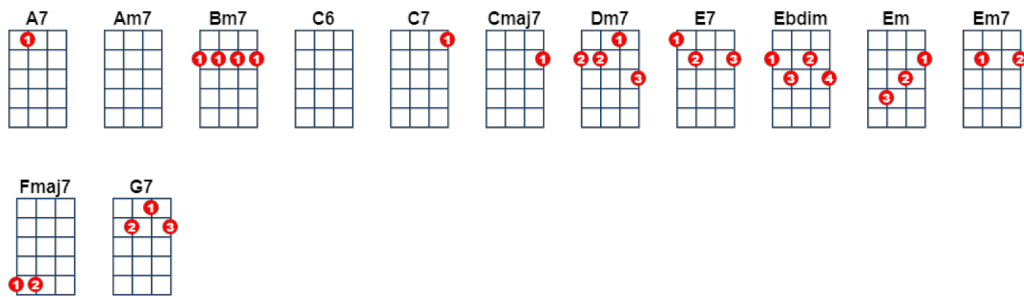
I hate to [C] go

Fly Me To The Moon [Am]

artist:Frank Sinatra , writer:Bart Howard

Strum: D D D D Accent beats 2 and 4

Count 1 2 3 4



Frank Sinatra:<https://www.youtube.com/watch?v=oCW9Hey6IVY>

[Am7] Fly me to the [Dm7] moon, and let me [G7] play among the [Cmaj7]
stars [C7] [Fmaj7] Let me see what [Dm7] spring is like on [E7] Jupiter
and [Am7] Mars [A7]

In [Dm7] other words, [Dm7] [G7] hold my [Em7] hand. [Am7]

In [Dm7] other words, [G7] baby [Cmaj7] kiss me. [Bm7] [E7]

[Am7] Fill my heart with [Dm7] song, and let me [G7] sing forever

[Cmaj7] more [C7] [Fmaj7] You're all that I [Dm7] long for, all I

[E7] worship and do a -[Am7]dore.[A7]

In [Dm7] other words,[Ebdim] please be [Em] true! [A7]

In [Dm7] other words, [G7] I love [C6] you! [E7]

[Am7] Fill my heart with [Dm7] song, and let me [G7] sing forever [Cmaj7]

more [C7] [Fmaj7] You are all I [Dm7] long for, all I [E7] worship and do a

-[Am7]dore.[A7] [Dm7] In other words, [Ebdim] please be [Em] true! [A7]

[Dm7] In other words, [G7] I love [C6] you! [E7]

[Am7] Fill my heart with [Dm7] song, and let me [G7] sing forever [Cmaj7]

more [C7] [Fmaj7] You're all that I [Dm7] long for, all I

[E7] worship and do a-[Am7]dore.[A7]

In [Dm7] other words, [G7] please be [Em] true! [A7]

In [Dm7] other words, [G7] in other

words, [Fmaj7] I [G7] love [C6] you!

Strum: D D D D Accent beats 2 and 4.

Count 1 2 3 4
Autumn Leaves (Les feuilles mortes - 1945)

English lyrics – Johnny Mercer 1947

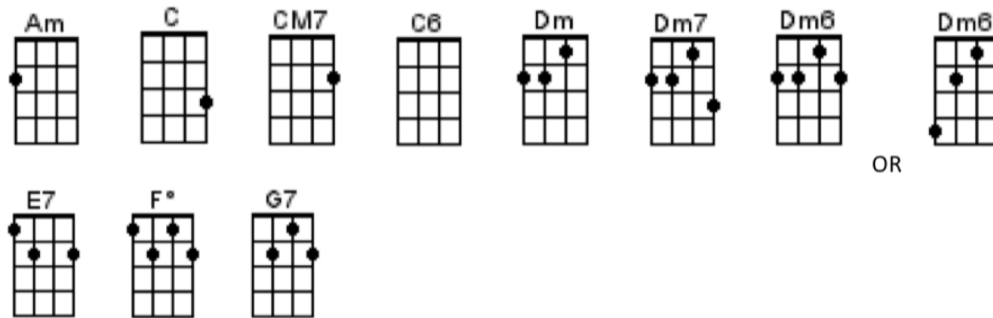
INTRO: / 1 2 3 4 / [Am] / [Am]

The falling [Dm7] leaves [G7] drift by the [Cmaj7] window [C6]
The autumn [Dm6] leaves [E7] of red and [Am] gold [Am]
I see your [Dm7] lips [G7] the summer [Cmaj7] kisses [C6]
The sun-burned [Dm6] hands [E7] I used to [Am] hold [Am]

Since you [E7] went away, the days grow [Am] long [Am]
And soon I'll [G7] hear, old winter's [C] song [C]
But I [Fdim] miss you most of all, my [Am] darling [Am]
When [Dm7] autumn [E7] leaves start to [Am] fall [Am]

The falling [Dm7] leaves [G7] drift by the [Cmaj7] window [C6]
The autumn [Dm6] leaves [E7] of red and [Am] gold [Am]
I see your [Dm7] lips [G7] the summer [Cmaj7] kisses [C6]
The sun-burned [Dm6] hands [E7] I used to [Am] hold [Am]

Since you [E7] went away, the days grow [Am] long [Am]
And soon I'll [G7] hear, old winter's [C] song [C]
But I [Fdim] miss you most of all, my [Am] darling [Am]
When [Dm7] autumn [E7] leaves start to [Am] fall [Dm]/[Am]↓



I'm a Believer [D]

Strum: D D U D U D U

Count 1 2 & 3 & 4 &

artist:The Monkees , writer:Neil Diamond

11/09/2018

Monkees - <https://www.youtube.com/watch?v=wB9YIsKIEbA>

Intro:

I'm in [D] love, [G] oooh

I'm a be [D] liever! I couldn't [C] leave her if I [A] tried.

Capo 5

[D] I thought love was [A] only true in [D] fairy tales
[D] Meant for someone [A] else but not for [D] me. [D7]
[G] Love was out to [D] get me
[G] That's the way it [D] seemed.
[G] Disappointment [D] haunted all my [A] dreams.

Chorus:

[NC] Then I saw her [D] face, [G] [D] now I'm a [D] believer! [G] [D]
Not a [D] trace [G] [D] of doubt in my [D] mind. [G] [D] I'm in [D] love, [G]
oooh
I'm a be [D] liever! I couldn't [C] leave her if I [A] tried.

[D] I thought love was [A] more or less a [D] given thing,
[D] Seems the more I [A] gave the less I [D] got [D7]
[G] What's the use in [D] trying?
[G] All you get is [D] pain.
[G] When I needed [D] sunshine I got [A] rain.

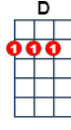
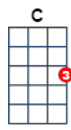
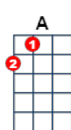
Chorus

first two lines instrumental

[D] I thought love was [A] more or less a [D] given thing,
[D] Seems the more I [A] gave the less I [D] got [D7]
[G] Love was out to [D] get me, [G] That's the way it [D] seemed.
[G] Disappointment [D] haunted all my [A] dreams.

Chorus

Then I saw her [D] face, [G] [D] now I'm a [D] believer! [G] [D] Not a [D] trace [G]
[D] of doubt in my [D] mind. [G] [D]
I'm a [D] believer! [G] [D] [D] [G] [D] [D]



Happy Trails & Aloha 'Oe Medley¹⁹⁴

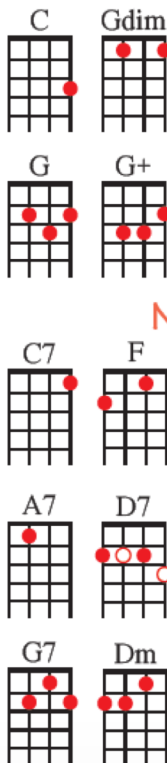
Dale Evans and Queen Lili'uokalani

• Chorus •



C (Gdim) G
 Happy trails to you until we meet again
 (G+) C
 Happy trails to you, keep smilin' until then
 C C7 F
 Who cares about the clouds when we're together
 A7 D7 G7
 Just sing a song and bring the sunny weather
 C A7 Dm G7 C G7
 Happy trails to you till we meet a - gain

• Verse •



F C
 Aloha Oe, Farewell to thee
 G7 C C7
 Thou charming one who dwells among the bowers
 F C
 One fond embrace, before I now depart
 G7 C F C
 Until we meet again
 G7 C A7 Dm G7 C
 and...Happy trails to you till we meet a - gain